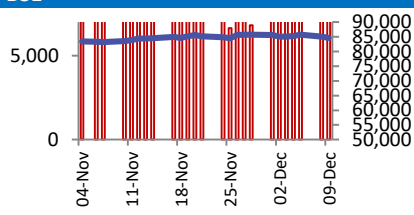
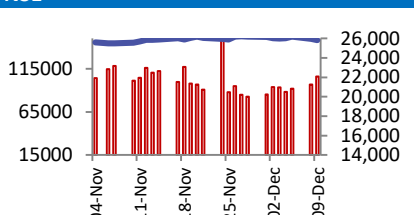


BSE	NSE																												
 <table> <tr><td>Open</td><td>84457</td></tr> <tr><td>High</td><td>84907</td></tr> <tr><td>Low</td><td>84150</td></tr> <tr><td>Close</td><td>84818</td></tr> <tr><td>Change</td><td>427</td></tr> <tr><td>Volume (Lacs)</td><td>7254</td></tr> <tr><td>Turnover (Rs.inCr)</td><td>8148</td></tr> </table>	Open	84457	High	84907	Low	84150	Close	84818	Change	427	Volume (Lacs)	7254	Turnover (Rs.inCr)	8148	 <table> <tr><td>Open</td><td>25771</td></tr> <tr><td>High</td><td>25923</td></tr> <tr><td>Low</td><td>25693</td></tr> <tr><td>Close</td><td>25899</td></tr> <tr><td>Change</td><td>141</td></tr> <tr><td>Volume(Lacs)</td><td>39358</td></tr> <tr><td>Turnover(Rs.in Cr)</td><td>79301</td></tr> </table>	Open	25771	High	25923	Low	25693	Close	25899	Change	141	Volume(Lacs)	39358	Turnover(Rs.in Cr)	79301
Open	84457																												
High	84907																												
Low	84150																												
Close	84818																												
Change	427																												
Volume (Lacs)	7254																												
Turnover (Rs.inCr)	8148																												
Open	25771																												
High	25923																												
Low	25693																												
Close	25899																												
Change	141																												
Volume(Lacs)	39358																												
Turnover(Rs.in Cr)	79301																												

World Markets	Current	Previous	Pt. Chg	Var(%)
Dow	48704	48058	646	1.34%
Dow Futures	48849	48746	103	0.21%
Nasdaq	23594	23654	(60)	-0.25%
FTSE	9703	9656	48	0.49%
Nikkei	50610	50149	461	0.92%
Hang Seng	25875	25531	344	1.35%
Gift Nifty	26132	26026	106	0.41%
Straits Singapore	4570	4521	49	1.08%
South Korea	4147	4111	36	0.88%
Taiwan	28160	28025	135	0.48%
Shanghai	3865	3873	(8)	-0.20%

Commodity Prices	Current	Previous	Pt. Chg	Var(%)
Copper (\$/MT)	11872	11557	316	2.7%
Alumin (\$/MT)	2900	2867	33	1.2%
Zinc (\$/MT)	3204	3082	122	3.9%
Brent Crude (\$/bbl)	62	61	0	0.7%
Gold (\$/Ounce)	4271	4280	(9)	-0.2%
Silver (\$/Ounce)	64	64	0	0.2%
Light Crude (\$/bbl)	58	58	0	0.7%
N G (\$/mmbtu)	4	4	(0)	-0.1%
Sugar (\$/MT)	424	426	(2)	-0.4%
Rubber (Rs./kg)	184	184	0	0.0%
Baltic Dry Index	2294	2430	(136)	-5.6%

Currency Exchange Rate	Current	Previous	Var(%)
Rs./ \$ rate	90.37	89.98	0.43%
Rs./ Euro	105.73	104.71	0.97%
Rs./Chinese Yuan	12.81	12.81	0.01%
Yen / \$ rate	155.68	155.59	0.06%
\$ US/Euro	1.17	1.17	-0.02%

Dollar Index	Current	Previous	Var(%)
Dollar Index	98.38	98.35	0.03%

Support/ Resistance Levels for Today		
	Nifty	Bank Nifty Fut
Support 1	25860	59150
Support 2	25700	58800
Resistance	26180	59780

Securities in Ban For Trade	
SAMMAANCAP	BANDHANBNK

Market Review

US: The S&P 500 and the Dow boasted record closing highs on Thursday after a Fed Reserve policy update that was less hawkish than expected while the tech-heavy Nasdaq underperformed as Oracle's financial update made investors wary of artificial intelligence bets.

Asia: Asian stocks advanced in early trade on Friday following strength on Wall Street overnight, though a fresh decline in Oracle's share price sent jitters through the tech sector.

India: Market snapped three-day losing streak with Nifty closing at 25,900 amid positive global cues led by US Fedl Reserve's 25-basis-point interest rate cut. **Market is expected to open on a gap up note and likely to witness positive move during the day.**

Global economy: In the Fed Reserve's battle between fighting inflation and unemployment, the latter side carried the day Wednesday and could also have an edge heading into 2026. At his Wednesday news conference, Chair Jerome Powell mentioned several times that there likely has been negative job growth in recent months, a condition that would argue for easier monetary policy.

The yield on the 10-year Treasury dipped on Thursday as investors digested the Fed Reserve's latest rate cut and weighed the state of the U.S. economy. The benchmark 10-year Treasury yield fell more than 1 basis point to 4.147%, while the 2-year Treasury yield declined more than 3 basis points to 3.528%.

Switzerland's central bank published its latest monetary policy decision on Thursday and left rates unchanged at 0% citing inflation coming in slightly lower than expected. Global economic growth was stronger than expected in the third quarter, the Swiss National Bank said, nothing that "US tariffs and trade policy uncertainty weighed on the global economy, economic development in many countries has thus far remained more resilient than had been assumed."

Commodities:

Oil prices saw an increase on Friday due to worries about more Venezuelan oil tankers being intercepted.

Gold prices consolidated at elevated levels as traders digested a mostly dovish outlook from the Fed Reserve, while silver prices traded at fresh record levels.

Currency:

The U.S. dollar headed for its third straight weekly drop on Friday, hurt by the prospect of rate cuts next year after the Fed Reserve pushed back against hawkish market bets, lifting the euro and sterling to their highest since Oct.

FII Derivative Transactions (Rs. Cr)

Contracts	Purchase		Sell		Net	Open Interest (OI)		OI (Previous day)		Change	
	Contract	Value	Contract	Value	Value	Contract	Value	Contract	Value	Contract	Value
Index Future	15837	3109	14482	2818	291	190618	37001	188591	36394	2027	607
Index Option	6220963	1210158	6270243	1220244	(10086)	2156278	419200	2072396	400626	83882	18574
Stock Future	273168	18632	230126	15876	2756	5881372	394851	5880898	391268	474	3583
Stock Option	365890	26170	364694	26090	80	464097	31299	458931	30499	5166	800
Total	6875858	1258069	6879545	1265028	(6959)	8692365	882351	8600816	858787	91549	23564

FII All Activity-BBG (Rs Cr)		Buy	Sell	Net
4-Dec-25		14970	13669	1301
5-Dec-25		12111	12128	(16)
8-Dec-25		13248	13335	(87)
9-Dec-25		17406	19534	(2128)
10-Dec-25		12031	14083	(2053)
Month to date- Dec		107773	120388	(12615)
FII (Prov.) (Rs Cr)		Buy	Sell	Net
5-Dec-25		11456	11895	(439)
8-Dec-25		12500	13156	(656)
9-Dec-25		13605	17365	(3760)
10-Dec-25		11700	13352	(1651)
11-Dec-25		7534	9555	(2021)
Month to date-Dec		103645	122136	(18491)
DII (Prov.) (Rs. Cr)		Buy	Sell	Net
5-Dec-25		16058	11869	4189
8-Dec-25		16883	14341	2542
9-Dec-25		17439	11214	6225
10-Dec-25		16869	13117	3752
11-Dec-25		13196	9400	3796
Month to date-Dec		142342	106241	36101
FII Debt - BBG (Rs. Cr)		Buy	Sell	Net
4-Dec-25		1299	3947	(2648)
7-Dec-25		772	2343	(1571)
8-Dec-25		862	2334	(1472)
9-Dec-25		1845	5121	(3276)
10-Dec-25		3347	2801	545
Month to date- Dec		14922	21707	(6784)

Market Breadth	BSE		NSE	
	No.	%	No.	%
Advance	2397	55%	2019	60%
Decline	1786	41%	1235	37%
Unchanged	173	4%	84	3%

Market Turnover	11-Dec	10-Dec	Var (%)
BSE Cash	8148	7252	12%
NSE Cash	79301	95827	-17%
NSE Futures	91060	90284	1%
NSE Options	14219539	13689565	4%
Total (Rs.Cr)	14398048	13882927	4%

Volatility Index	11-Dec	10-Dec
Volatility Index	10.40	10.91

Index PE - TTM	11-Dec	Yr. High	Yr. Low
Sensex	23.1	24.1	20.3
Nifty	22.6	23.0	19.6

Corporate News

Tata Power has received an annual order worth Rs 156 Cr per year for 35 years to commission a 400 KV transmission line as they have secured a Letter of Intent (LoI) from REC's arm to commission a transmission line from Jejuri to Hinjewadi. (NDTV)

Honasa Consumer will acquire a 95% stake in BTM Ventures for an enterprise value of Rs 195 Cr and plans to acquire the remaining 5% stake within 12 months after completing the initial acquisition; The company enters Men's Personal Care Category With Acquisition Of Reginald Men. (CNBC)

NBCC has received orders worth Rs 289 Cr, including an order from SAIL Bokaro for desilting of the cooling pond and another order for civil, construction, and repair works at NALCO's office and township. (CNBC)

Astra Microwave has received an order worth Rs 171 Cr from IMD to procure six Polarimetric Doppler Weather Radars. (MC)

Economy

The US should sign the trade agreement with India if Washington is happy with what has been offered by New Delhi, commerce and industry minister Piyush Goyal said on Thursday. Welcoming US trade representative Jamieson Greer's comment that the US has received the best ever offer from India, Goyal said, I do believe that if they are very happy, they should be signing on the dotted lines. (ET)

The Niti Aayog suggested a slew of policy and regulatory interventions including tax concessions, such as creating a special window or extending benefits under 80C to corporate bonds, equalising long-term capital gains treatment across asset classes and lowering withholding tax for foreign investors to transform India's corporate bond market into a ₹100-120 lakh Cr segment by 2030. (ET)

International

Apple persuaded a U.S. appeals court on Thursday to reverse parts of a court order requiring the iPhone maker to make changes to its lucrative App Store to promote greater competition, but lost its bid to overturn a sweeping injunction. (Inv)

SoftBank Group is evaluating potential acquisitions, including U.S. data-center operator Switch Inc, as founder Masayoshi Son accelerates efforts to expand in AI infrastructure, citing people familiar with the matter. (Inv)

Top 5 Nifty Gainers	11-Dec	10-Dec	Var(%)
ADANIENT	2278	2212	3.0%
ETERNAL	291	283	2.7%
JIOFIN	298	291	2.6%
TATASTEEL	166	162	2.6%
KOTAKBANK	2180	2130	2.4%
Top 5 Nifty Losers	11-Dec	10-Dec	Var(%)
ASIANPAINT	2779	2805	-0.9%
BHARTIARTL	2053	2067	-0.7%
AXISBANK	1273	1279	-0.5%
BAJFINANCE	1006	1010	-0.4%
SBILIFE	2007	2015	-0.4%

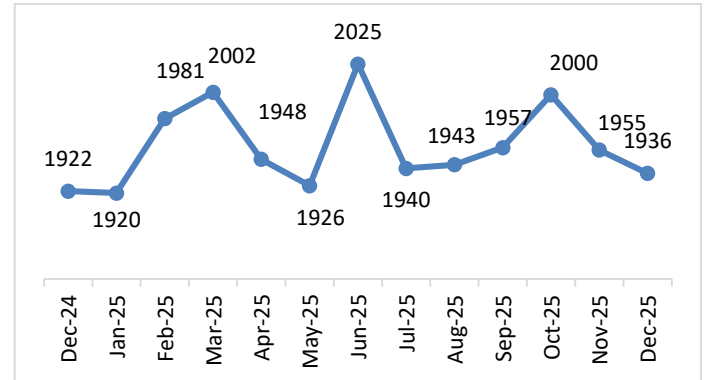
BSE Index Watch	Last	1 day	1 wk	1 mth	1 yr
SENSEX	84818	0.5%	-0.5%	0.4%	4.3%
MIDCAP	45951	0.8%	-1.2%	-3.0%	-3.9%
SMLCAP	50563	0.5%	-1.7%	-5.1%	-11.5%
AUTO	61542	1.1%	-0.4%	0.5%	14.8%
BANKEX	66462	0.5%	0.0%	1.7%	9.8%
Capital Goods	66274	0.6%	-2.4%	-6.9%	-9.1%
FMCG	20038	0.2%	-1.1%	-1.9%	-2.9%
Health Care	44002	0.8%	-1.1%	-1.3%	-0.4%
IT	36840	0.9%	-0.8%	2.2%	-18.9%
METAL	34018	1.1%	0.1%	-2.6%	6.4%
Oil & Gas	27641	-0.1%	-0.9%	-4.9%	2.3%
Power	6453	0.4%	-0.5%	-3.9%	-14.8%
Realty	6782	0.7%	-1.9%	-6.9%	-20.1%

Margin Trading Disclosure (Rs. In Cr)	Last	1 day	1 wk	1 mth	3 mth
Op. Scripwise Outstanding	111436	-1%	-1%	0%	17%
Fresh Exposure	2717	12%	-8%	-17%	-58%
Exposure liquidated	2123	-31%	-21%	-44%	-70%
Closing Net scripwise outstanding	112030	1%	-1%	1%	18%

NSE USD Futures	11-Dec	10-Dec	Var (%)
Dec Expiry (Rs./\$)	88.43	88.43	0.0%
Jan Expiry (Rs./\$)	89.08	89.08	0.0%
Total Turnover (Rs. Crore)	2839	1537	85%

Sectors	TTM PE
Auto	32.56
Auto Ancillary	41.97
Banking	15.08
Engineering	37.1
Cement	62.79
Diamonds & Jewellery	45.5
Housing Finance	23.57
Infrastructure & Const	28.36
Metals-Aluminium	27.16
Metal – Steel	17.67
Oil Expl.	8.87
Pharma	11.08
Power – Gen. Supp.	39.99
Information Tech.	29.2
Sugar	17.43
Telecom Serv. Prov.	39.41
Tyres	34.32

Lead (LME Spot Price - \$/ton) (Source:NBRR)



10 year G-Sec Yield	Current	Previous	Change
US	4.15%	4.16%	(0) bps
Japan	1.94%	1.93%	1 bps
India	6.58%	6.63%	(5) bps
UK	4.48%	4.51%	(2) bps
Libor 3 Mths	4.85%	4.85%	(0) bps

Indian Eco Data	Current	Previous	Var(%)
Forex Reserve (US\$ in bn)	602	686	-12.3%
Inflation - WPI	-1.21%	0.13%	(134) bps
Inflation - CPI	0.25%	1.44%	(119) bps

India GDP	Q3FY25	Q2FY25	Var (%)
Growth	8.23%	7.81%	42 bps

Monetary Policy	Current	Previous	Change
Repo Rate	5.25%	5.50%	(25) bps
Reverse Repo Rate	3.35%	3.35%	0 bps
CRR	3.00%	3.75%	(75) bps
O/S Banking System Liquidity (Rs bn)	2428	2455	(26.7)

IIP Growth %	Oct-25	Oct-24	Apr-Oct
IIP	0.4	3.7	3.4
Capital Goods	2.4	2.9	4.8
Mining	1.8	4.4	4.3
Manufacturing	-6.9	2.0	1.0
Electricity	-1.8	0.9	-0.7

ADR Price Movement

Company	Price (US\$)	Volume	Previous Day Price	Volume	Variance (%)	No. of Share Per ADR	ADR Price (Rs.)	BSE Price	Variance (%)
Infosys Tech	17.80	12986512	18.07	10143617	-1.49%	1	1608.50	1598.00	0.7%
Wipro	2.83	9749611	2.89	9431265	-2.08%	1	255.73	259.25	-1.4%
Dr.Reddy's	14.09	1663870	13.86	870785	1.66%	1	1273.24	1273.50	0.0%
ICICI Bank	30.20	6700395	30.34	5009556	-0.46%	2	1364.51	1360.00	0.3%
HDFC Bank	35.83	3801302	35.42	2585388	1.16%	3	1079.26	1000.30	7.9%

GDR's (US\$)

	Prices	Prev. Close	Change	Var %
L&T	44.65	44.45	0.2	0.4%
RIL	68.80	68.20	0.6	0.9%
SBI	107.40	106.80	0.6	0.6%

US Economy Data	Current	Previous
Inflation (%) (YoY)	3.00%	2.90%
Unemployment (%)	4.40%	4.30%

Interest Rate (%)	Current	Previous
Fed Rate	3.75%	4.00%

US GDP	Q2CY25	Q1CY25
Growth (QoQ Annualized)	3.80%	-0.60%

China Economy Data	Current	Previous
GDP	4.80%	5.20%
Inflation – CPI (%)	0.70%	0.20%

Economic Calendar

	Date
Indian GDP Data	27 Feb
Indian Inflation Data CPI	12 Dec
Indian Inflation Data WPI	15 Dec
Indian Monetary Policy	27 Feb
India's Industrial Production (IIP)	28 Dec
US Inflation Data	18 Dec
US GDP	23 Dec
US Unemployment Data	16 Dec
US Fed Rate	29 Jan
China GDP	To be Announced
China Inflation Data	To be Announced

Event Update

Name	Date	Purpose
Bharat Rasayan Ltd.	12/12/25	Bonus issue
Mrs. Bectors Food Specialities Ltd.	12/12/25	Stock Split from Rs.10/- to Rs.2/-
Nureca Ltd.	12/12/25	Buy Back of Shares
VLS Finance Ltd.	12/12/25	Buy Back of Shares
JMJ Fintech Ltd. - (Partly Paid-up Equity Shares (Rights Issue))	19/12/25	First and Final Call of Rs.7.35 (Face Value Rs.7/- + Re.03.5 Premium)
Knowledge Marine & Engineering Works Ltd.	22/12/25	Stock Split from Rs.10/- to Rs.5/-
Nectar Lifesciences Ltd.	24/12/25	Buy Back of Shares

Bulk Deal As On 11/12/25

BSE					
Security Code	Security Name	Client Name	Deal	Quantity	Price
538465	AMARSEC	NIPUN JAIN	S	15439	14.19
538465	AMARSEC	PRAKASH BHOORCHAND SHAH	B	20000	14.01
538465	AMARSEC	PREETI BHAUKA	B	40000	14.01
538465	AMARSEC	RIDDHI LUNKAD	S	15900	14.01
538465	AMARSEC	SNEHA SANJEEV LUNKAD	S	21772	14
539288	AVI	ARUN GUPTA	B	26121	22.97
539288	AVI	GREEN PEAKS ENTERPRISES LLP	S	45374	20.79
539288	AVI	YASHIV HOLDINGS PRIVATE LIMITED	B	60027	20.79
540545	BGJL	MAHETA JIMI DISHANT	S	150000	28.42
532113	BRIJLEAS	NEO APEX VENTURE LLP	B	63973	15.32
539991	CFEL	ANANTROOP FINANCIAL ADVISORY SERVICES PRIVATE LIMITED	B	160000	36.8
539991	CFEL	SANJAY KOTHARI HUF	S	160000	36.8
539335	CHPLIND	MANJULABEN DINESHBHAI BHADRA	S	16148	99.85
542155	DGL	AMIT KUMAR KAR	S	226000	2.27
542155	DGL	ANINUR HAQUE	B	58000	2.26
542155	DGL	SAIBAL BISWAS	B	110000	2.27
541299	DLCL	VIKRAM KUMAR	S	8000	15.46
541299	DLCL	VIKRAM KUMAR	B	56000	18.2
543713	DRONACHRYA	AEGIS INVESTMENT FUND	B	216000	52.38
543713	DRONACHRYA	BONANZA PORTFOLIO LIMITED	S	121000	52.06
543713	DRONACHRYA	BONANZA PORTFOLIO LIMITED	B	94000	52.29
523732	ECOBOAR	VASUDEVARAO DHANEKULA	B	129212	50.67
543500	EVOQ	JANAKI BOOPALAN RAJESWARI	S	128000	2.62
543444	FABINO	AKSHAY KOTHARI	S	18000	27
539032	FRASER	ANKIT KUMAR SONI	B	61281	9.66
512443	GANONPRO	ASHOK VISHNOI	B	50000	16.02
512443	GANONPRO	JAIN CAPFIN PRIVATE LTD	S	50000	16.02
544630	HELLOJI	ASHU KUMAR AGGARWAL	S	93600	128.01
544630	HELLOJI	MAHABIR TRADEVENTURES LLP	B	43200	136.39
544630	HELLOJI	PRABHAT FINANCIAL SERVICES LIMITED	S	46800	136.55
513361	INDIAHOMES	SEEMA JAIN	B	2700000	10.3
544160	JAYKAILASH	NEEL NARENDRABHAI PUJARA	S	32000	26.33
530235	KJMCFIN	ORICON ENTERPRISES LIMITED	S	30000	53.09
532397	KONNDOR	POURNIMA JAYVANT NICHITE	S	40000	19.9
544635	LUXURY	ALGOQUANT FINANCIALS LLP	B	96000	163.59
544635	LUXURY	ALGOQUANT FINTECH LIMITED	B	299200	163.59
544635	LUXURY	F3 ADVISORS PRIVATE LIMITED	B	136000	155.8
537800	MANGIND	NEO APEX VENTURE LLP	S	11268449	0.84
537800	MANGIND	NEO APEX VENTURE LLP	B	13161672	0.82
537800	MANGIND	SMITAL SURESH THAKKAR	S	7900000	0.82
540401	MAXIMUS	ARYAMAN BROKING LIMITED	B	1879220	11.06
540401	MAXIMUS	EMERALD COMMERCIAL LIMITED	S	840000	11.05
540401	MAXIMUS	EMERALD COMMERCIAL LIMITED	B	2178	11
540401	MAXIMUS	NOPEA CAPITAL SERVICES PRIVATE LIMITED	S	1040000	11.07
544073	MCPL	ASHLAR SECURITIES PRIVATE LIMITED	B	86000	100.11
544073	MCPL	MONEYPLANT GOLD & JEWELLERY TRADING L.L.C	B	100000	100.06
544073	MCPL	PINE OAK GLOBAL FUND	S	201000	100.27
540730	MEHAI	ISHAAN TRADEFIN LLP	S	5555056	1.83
540730	MEHAI	ISHAAN TRADEFIN LLP	B	5056	1.82
541337	MILEFUR	MULTIPLIER SHARE & STOCK ADVISORS PRIVATE LIMITED	S	72000	28.44
504378	NYSSACORP	FAIRPLAN DISTRIBUTORS PRIVATE LIMITED	S	301998	3.19
513119	ONIXSOLAR	KAILASHBEN ASHOKKUMAR PATEL	S	13000	274.75
530095	PRADHIN	JIGNESHBHUPENDRARUPARELIYA	B	5700111	0.26
540703	PROCLB	AMRIT NIRMAL CHAMARIA	S	49143	27.65

541601	RAJNISH	NIRAV DINESHBHAI CHAUDHARI	S	6850000	0.67
544237	RAPID	SARFARAZ ABDULGAFAR DANGRA	B	28800	107
543978	RATNAVEER	LEADING LIGHT FUND VCC - THE VINTAGE	S	650000	152.04
544629	RAVEL	JAYSUKHBHAI THATHAGAR	B	35000	163.99
544629	RAVEL	MANSI SHARE AND STOCK BROKING PRIVATE LIMITED	S	98000	164.01
544629	RAVEL	NEO APEX VENTURE LLP	B	76000	163.8
530053	REALECO	AMIT AGARWAL HUF	B	799975	4.8
530053	REALECO	GOODNESS CONSULTANCY LLP	S	1000000	4.81
543744	REXSEAL	ARYAMAN BROKING LIMITED	B	23000	181
543744	REXSEAL	NOPEA CAPITAL SERVICES PRIVATE LIMITED	S	23000	181
543366	SBLI	SHIFALI SHARMA	S	13200	36.7
526841	SHAKTIPR	ARUN GUPTA	B	17603	30.3
526841	SHAKTIPR	REETA SINGH	S	23963	30.3
527005	SHREEPAC	SANJAY PHULCHAND KULAR	B	21303	277.13
543745	SVS	ALTIZEN VENTURES LLP	S	42000	15.16
543745	SVS	ALTIZEN VENTURES LLP	B	300000	14.57
543745	SVS	JAIBAGHWAN B SHARMA HUF	B	144000	13.87
543745	SVS	VISHWADEEP MOHANLAL SHARMA HUF	S	120000	13.25
503663	TILAK	PRAVEEN ARORA	S	2250810	2.87
503663	TILAK	PRISMx GLOBAL VENTURES LIMITED	S	401808	2.9
503663	TILAK	PRISMx GLOBAL VENTURES LIMITED	B	2500000	2.86
544508	VASHISHTHA	AVIRAT ENTERPRISE	B	43200	148.13
532648	YESBANK	BNP PARIBAS FINANCIAL MARKETS	B	17762313	21.08
532648	YESBANK	COPTHALL MAURITIUS INVESTMENT LIMITED	S	17762313	21.08

NSE					
Security Code	Security Name	Client Name	Deal	Quantity	Price
CSSL	Clear Secured Services L	GIRIJADHAVA VYAPAAR PRIVATE LIMITED	SELL	250000	107.11
ECOLINE	Ecoline Exim Limited	MANSI SHARE AND STOCK BROKING PRIVATE LIMITED	SELL	177000	141
GALLANTT	Gallantt Ispat Limited	GALLANTT INDUSTRY PRIVATE LIMITED	BUY	967089	590
GALLANTT	Gallantt Ispat Limited	K AND K VENTURES	SELL	967089	590
GPECO	GP Eco Solutions India L	AVARJIT SINGH BIRGHI	SELL	82200	441.85
GPECO	GP Eco Solutions India L	AVARJIT SINGH BIRGHI HUF	BUY	82200	441.99
LLOYDPP	LLOYD Rs.0.50 ppd up	SEEMA JAIN	SELL	1400000	36.43
MAGSON	Magson Retail And Dist L	ZAKI ABBAS NASSER	SELL	55000	110.16
NIKITA	NIKITA GRENTEC RECYC	V N P ELECTRICALS PVT LTD	BUY	165600	150
RATNAVEER	Ratnaveer Precision Eng L	BNP PARIBAS FINANCIAL MARKETS	SELL	397009	155.87
RATNAVEER	Ratnaveer Precision Eng L	CHUNGATH KARUNAKARAN PADMA KUMAR	BUY	1273000	157
UFLEX	UFLEX Limited	FIRST WATER FUND	BUY	545000	460
UFLEX	UFLEX Limited	FIRST WATER FUND	BUY	545000	460
UFLEX	UFLEX Limited	K2 FAMILY PRIVATE TRUST	SELL	545000	460
UFLEX	UFLEX Limited	K2 FAMILY PRIVATE TRUST	SELL	545000	460

Disclosure:

Research Reports that are published by Nirmal Bang Securities Private Limited (hereinafter referred to as "NBSPL") are for private circulation only. NBSPL is a registered Research Analyst under SEBI (Research Analyst) Regulations, 2014 having Registration no. INH000001766. NBSPL is also a registered Stock Broker with National Stock Exchange of India Limited, BSE Limited, Metropolitan Stock Exchange of India Limited, Multi Commodity Exchange of India Limited and , National Commodity and Derivative Exchange Limited in Capital Market , Equity and Commodities derivatives segments and Currency Derivatives Segment .

NBSPL has other business divisions with independent research teams separated by Chinese walls, and therefore may, at times, have different or contrary views on stocks and markets.

NBSPL or its associates have not been debarred / suspended by SEBI or any other regulatory authority for accessing / dealing in securities Market since last 20 years. NBSPL, its associates or analyst or his relatives do not hold any financial interest (Except Investment) in the subject company. NBSPL or its associates or Analyst do not have any conflict or material conflict of interest at the time of publication of the research report with the subject company. NBSPL or its associates or Analyst or his relatives may or may not hold beneficial ownership of 1% or more in the subject company at the end of the month immediately preceding the date of publication of this research report.

NBSPL or its associates / analyst has not received any compensation / managed or co-managed public offering of securities of the company covered by Analyst during the past twelve months. NBSPL or its associates have not received any compensation or other benefits from the company covered by Analyst or third party in connection with the research report. Analyst has not served as an officer, director or employee of Subject Company. NBSPL / analyst has not been engaged in market making activity of the subject company.

Analyst Certification: The research analysts and authors of these reports, hereby certify that the views expressed in this research report accurately reflects my/our personal views about the subject securities, issuers, products, sectors or industries. It is also certified that no part of the compensation of the analyst(s) was, is, or will be directly or indirectly related to the inclusion of specific recommendations or views in this research. The analyst(s) principally responsible for the preparation of this research report and has taken reasonable care to achieve and maintain independence and objectivity in making any recommendations.

Disclaimer:

The Research Report is for the personal information of the authorized recipient and does not construe to be any investment, legal or taxation advice. NBSPL is not soliciting any action based upon it. Nothing in the research report shall be construed as a solicitation to buy or sell any security or product, or to engage in or refrain from engaging in any such transaction. In preparing the research report, we did not take into account the investment objectives, financial situation and particular needs of the reader.

The research report has been prepared for the general use of the clients of NBSPL and must not be copied, either in whole or in part, or distributed or redistributed to any other person in any form. If you are not the intended recipient you must not use or disclose the information in the research report in any way. Though disseminated to all the customers simultaneously, not all customers may receive the research report at the same time. NBSPL will not treat recipients as customers by virtue of their receiving the research report. The research report is not directed or intended for distribution to or use by any person or entity resident in a state, country or any jurisdiction, where such distribution, publication, availability or use would be contrary to law, regulation or which would subject NBSPL & its group companies to registration or licensing requirements within such jurisdictions.

The report is based on the information obtained from sources believed to be reliable, but we do not make any representation or warranty that it is accurate, complete or up-to-date and it should not be relied upon as such. We accept no obligation to correct or update the information or opinions in it. NBSPL or any of its affiliates or employees shall not be in any way responsible for any loss or damage that may arise to any person from any inadvertent error in the information contained in the research report. NBSPL or any of its affiliates or employees do not provide, at any time, any express or implied warranty of any kind, regarding any matter pertaining to this report, including without limitation the implied warranties of merchantability, fitness for a particular purpose, and non-infringement. The recipients of the research report should rely on their own investigations.

This information is subject to change without any prior notice. NBSPL reserves its absolute discretion and right to make or refrain from making modifications and alterations to this statement from time to time. Nevertheless, NBSPL is committed to providing independent and transparent recommendations to its clients, and would be happy to provide information in response to specific client queries.

Before making an investment decision on the basis of research report, the reader needs to consider, with or without the assistance of an adviser, whether the advice is appropriate in light of their particular investment needs, objectives and financial circumstances. There are risks involved in securities trading. The price of securities can and does fluctuate, and an individual security may even become valueless. International investors are reminded of the additional risks inherent in international investments, such as currency fluctuations and international stock market or economic conditions, which may adversely affect the value of the investment. Opinions expressed are subject to change without any notice. Neither the company nor the director or the employees of NBSPL accept any liability whatsoever for any direct, indirect, consequential or other loss arising from any use of the research report and/or further communication in relation to the research report. Here it may be noted that neither NBSPL, nor its directors, employees, agents or representatives shall be liable for any damages whether direct or indirect, incidental, special or consequential including lost revenue or lost profit that may arise from or in connection with the use of the information contained in the research report.

Copyright of this document vests exclusively with NBSPL.

Our reports are also available on our website

Registration granted by SEBI and certification from NISM in no way guarantee performance of NBSPL or provide any assurance of returns to investors.

Nirmal Bang Research (Division of Nirmal Bang Securities Pvt. Ltd.)

B-2, 301/302, Marathon Innova,
Opp. Peninsula Corporate Park
Off. Ganpatrao Kadam Marg
Lower Parel(W), Mumbai-400013
Board No. : 91 22 6723 8000/8001
Fax. : 022 6723 8010